







See more details on listings at: [HorstRealty.com](http://HorstRealty.com), [CoStar.com](http://CoStar.com), and [Loopnet.com](http://Loopnet.com).




## COMMERCIAL AVAILABILITY REPORT

SPRING 2021

PHOTO	Property Type	Location	Sq. Ft.	Available	Rent /SF NNN	Description
<b>GRANITE RUN CORPORATE CENTER</b>						
	Office	GRANITE RUN CORPORATE CENTER 201 Granite Run Drive Lancaster, PA	1,513 -6,698	Immediately	\$15.25	Class A office suites; finished, ready to occupy. Various size private offices. Upgraded space. EZ access and great visibility.
	Office	GRANITE RUN CORPORATE CENTER 205 Granite Run Drive Lancaster, PA	2,376	Immediately	\$15.25	Class A Office Suite, open space and private offices, great floor plan.
	Office/ Medical	GRANITE RUN CORPORATE CENTER 211-227 Granite Run Drive Lancaster, PA	3,880 - 5,537	Immediately	\$14.25	Renovated building, nicely finished medical/ office space, high ceilings, private offices and open area. Smaller space, a former sleep center.
	Office/Flex	GRANITE RUN CORPORATE CENTER 278 Granite Run Drive Lancaster, PA	6,100	Immediately	\$12.75	Office/ flex unit available, with drive-in door.
	Office	GRANITE RUN CORPORATE CENTER 300 Granite Run Drive Lancaster, PA	1,632	Immediately	\$17.50	Class A Office Space, 1 <sup>st</sup> Floor

## SPRING 2021

GRANITE RUN SQUARE						
PHOTO	Property Type	Location	Sq. Ft.	Available	Rent /SF NNN	Description
	Retail	GRANITE RUN SQUARE Manheim Pike (1565, 1567-1569) Lancaster, PA	2,400	Immediately	\$13.75	Storefront along Manheim Pike available. High traffic counts, adjacent to national tenants such as Chili's Grill, KFC, Subway, Big Dog Craft Brew, Rita's, Plato's Closet, and regional tenants like Menchey Music and Palm Beach Tan. Recent exterior renovation upgrades.
BRIARCREST SQUARE						
	Retail/ Office	BRIARCREST SQUARE Various Spaces Available Rt. 322 at University Drive Hershey, PA	380, 650, 1,024, or 1,250	Immediately	\$13.50	Small finished retail shops + office spaces in business center across from Hershey Med Ctr., ready for immediate occupancy. Combinations possible. Great location. Common area ADA restrooms + elevator.

BUILD TO SUIT – LAND LEASE						
	Land Lease	EARLAND INDUSTRIAL PARK (RT. 23E) New Holland, PA	Lots 14A & B, (6 to 13 acres) two multi-tenant industrial buildings proposed of 42,000 SF and 64,000 SF			Build to Suit or Land Lease. Prelim Plan reviewed. Industrial zoning with utilities.
	Land Lease	RAPHO BUSINESS PARK Rts 283/772 Manheim - Mt. Joy, PA	2 to 6 acre front lots Build to suit or Land Lease			Build to Suite or land lease. Exit off Rt. 283 with Rt 772 frontage.
	Land Lease	Granite Run Corporate Center Rts 283 & 72 Lancaster, PA	Lots 5-9 (3.5 to 21 acres)			Visible highway frontage to Rt 283. Corporate HDQ office or commercial use. Land lease or build to suit.



**CALL FOR LEASING INFORMATION AND SHOWING**  
**BILL HORST, CPM; OR MICHELLE EBERT**  
**717-735-6100**



205 Granite Run Drive, Suite 280 • Lancaster, PA 17601  
 (717) 735-6100 • info@horstrealty.com • www.horstrealty.com

**Co-Broker On Leasing:** We welcome the opportunity to work with cooperating brokers. Horst Realty is a real estate brokerage company compensated through commissions from our Property Owners. If you are the "procuring cause" of a lease, Horst Realty is pleased to pay a commission to the participating co-broker of 3% of the total base rent for the initial lease term (unless otherwise agreed) starting upon move-in and receipt of 1st month's rent with timing of fee payments subject to credit of tenant.

*NOTE: Information shown is deemed reliable, but is not guaranteed. No representation is made to the accuracy thereof, and it is submitted subject to errors, omissions, change in price, prior sale or lease, withdrawal notice, or other conditions. No liability of any kind is to be imposed on the broker herein.*